



# THE BIG BOOK OF BUCKY VOL. 1

 A Baller's Blueprint  
to Shapes, Structures,  
Tricks, and Fun!



# Buckyballs®

# THE BIG BOOK OF BUCKY VOL. 1

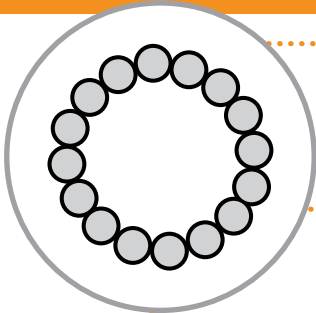
**Luke had Yoda. The Karate Kid had Mr. Miyagi.**

Up until now, working out exactly what to do with a fresh set of Buckyballs was more or less a solitary pursuit. No more. Consider The Big Book of Bucky, Vol. 1 the Magna Carta of Magnets; the road map that turns your Buckys from a cube you're scared to touch into a magical pile of quicksilver that shape-shifts effortlessly in your hands. And, as is the Bucky way, we've packed it to the gills with fun facts, games, and more! Not bad, right?

GETTING TRICKY

64 Balls

It's time to learn your first bonafide trick. This is the one that's going to wow friends and family. Don't have friends? This is the move that changes all of that. Follow closely.

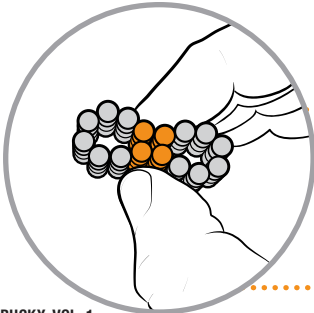
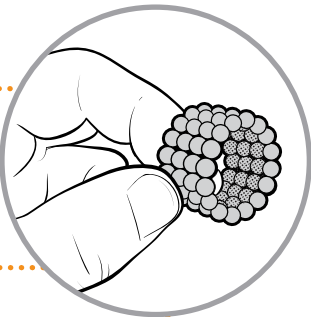


1

You're going to need 4 loops of 16 balls each.

2

Snap them together as shown, but make sure the balls are lined-up, not interlocked between the rings.

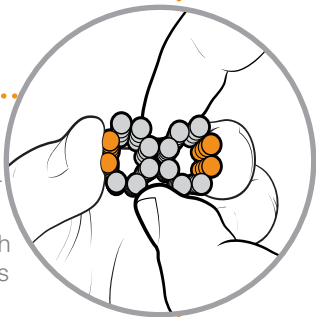


3

Connect the loops in the middle to form a figure-8. Keep your fingers in place though as shown.

4

This is it, the moment of truth. We need to add your other hand into this equation though. Put your other thumb and forefinger on the outside of the figure 8. Push inwards as you release your fingers from the middle. Go go go...



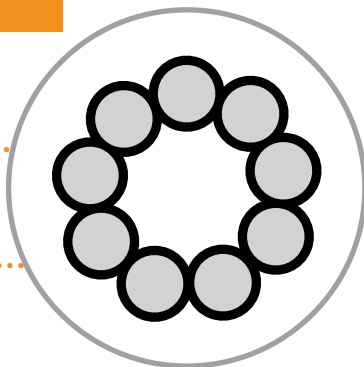
...where'd that 4x4 cube come from? Geometry, that's where!

## TRIANGLES

Ancient Egyptians, the inventor of Doritos and Arsenio Hall's hairstylist— Lots of people understand the power of triangles. Soon you will too...

# 1

Triangles begin as a loop of 9 balls.



# 2

You're just a pinch and a poke away from perfection. First, pinch a corner with your thumb and forefinger and hold it steady as you poke the other side flat with your other hand. Ultimately, it's the touching of the highlighted balls that give it stability.

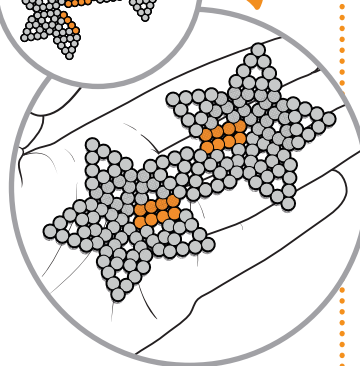
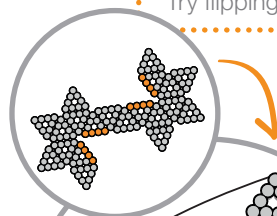


## GETTING TRICKY

Now for the really fun bit. Follow closely, when arranged properly these balls are magic, magic, magic. Unless, of course, you do it wrong. Don't sweat it though, part of the magic is in their ability to forgive.

# 1

Connect 20 triangles as shown. Note: Each triangle should be lined-up with it's neighbor. If one of them wants to interlock, it'll throw it all off. Try flipping that puppy over.



# 2

Gently lay the shape you've just made flat in your hand. Slowly close your hand, making sure that the first pieces to touch one another are the highlighted balls.

# 3

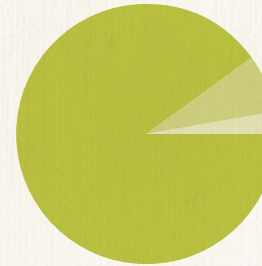
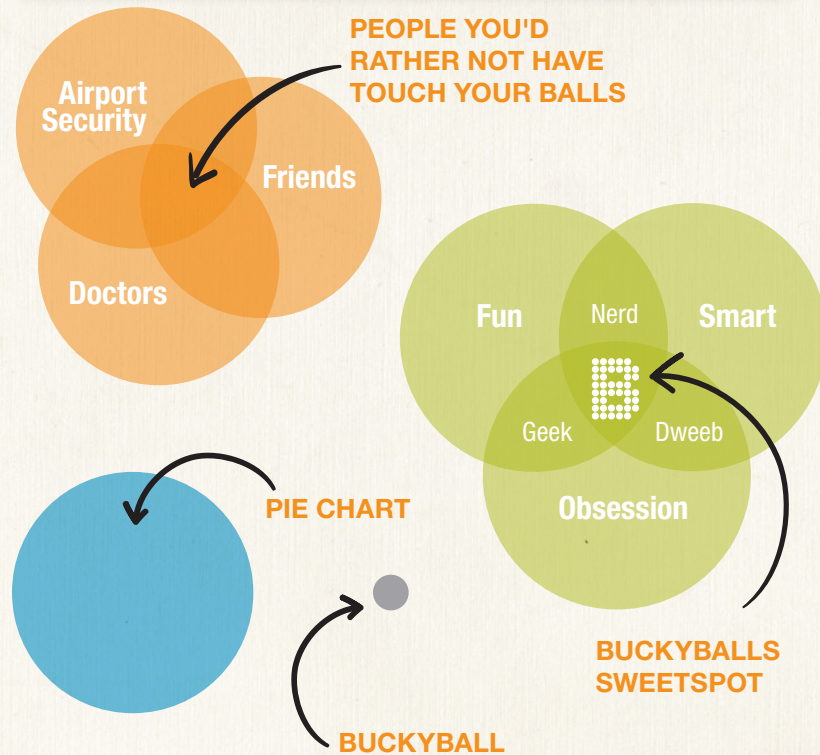
Keep closing your hand. Everything should fall into place and—BANG—the sphere will emerge. David Copperfield's got nothing on you, baby!



180  
Balls

# BUCKY BY THE NUMBERS

"These balls are off the chart!" We've heard it more times than we can count... but it's simply not true. In fact, charting, graphing and otherwise documenting Buckyballs and Bucky-related activities is our second favorite thing to do at work (behind playing with Buckyballs of course). Behold, the fruits of our labor.

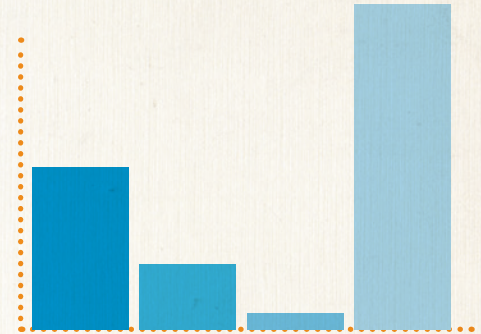


## HOW YOU LOST A BUCKYBALL


- It ran off with your missing sock
- Playing darts on filing cabinet across room
- That guy who "Doesn't get it" but "Had to see 'em for himself"

## THINGS WORTH WORKING ON AT WORK

- Getting a promotion
- Balancing the budget
- The TPS Report
- Documenting your Bucky skills to win a Facebook contest



## CHANCES OF MESSING UP THE CUBE VS. NUMBER OF PEOPLE WATCHING



## REASONS TO LEAVE YOUR FRIENDS BEHIND

- New Set Of Buckyballs
- Your friends don't dance, and if they don't dance, well, they're no friends of mine

